

Name:

Address:

BH: M:

E:

VINYL TEXTURE 18mm DOUBLE Sided White

VINYL NATURAL 18mm SINGLE Sided White

VINYL GLOSS 21mm SINGLE Sided white

VINYL COLOUR:

DATE:

APPROX. DUE DATE:

ACCOUNT COD

DESIGN #

SQUARE ARCHED

SINGLE CURVE DOUBLE CURVE

DOUBLE ARCH

YOUR ORDER #

ITEM	QTY	HEIGHT	WIDTH	NO EDGE				
				T	B	L	R	ALL
A								
B								
C								
D								
E								
F								
G								
H								
I								
J								
K								
L								
M								
N								
O								
P								
Q								
R								
S								
T								
U								
V								
W								
X								
Y								
Z								

COMMENTS

NOT TO SCALE

EDGE PROFILES

"X" the appropriate box below

SQ EDGE

EDGE PROFILE - SQ
1mm Radius

2mm Edge

EDGE PROFILE - 2
2mm Radius

EP 1

EDGE PROFILE - 1
3mm Radius

EP 2

EDGE PROFILE - 2
5mm Radius

EP 3

EDGE PROFILE - 3
5mm Radius with step

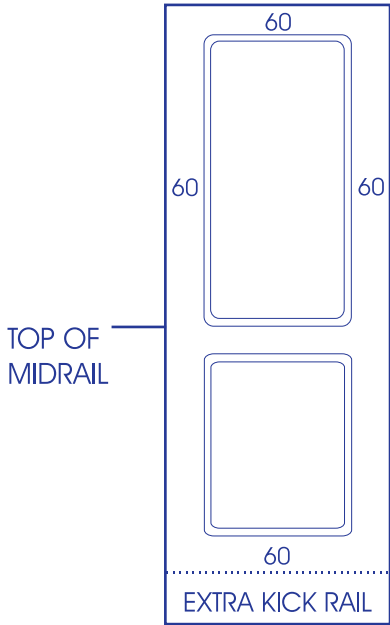
EP 4

EDGE PROFILE - 4
Ogee

EP 5

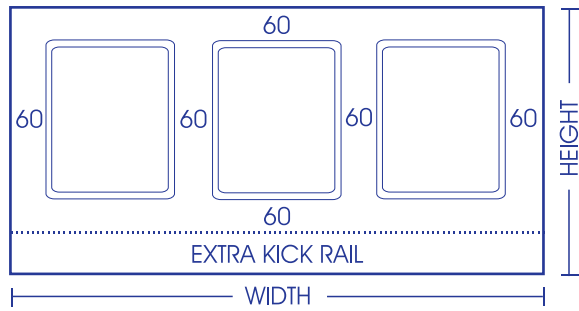
EDGE PROFILE - 5

PANTRY DOORS



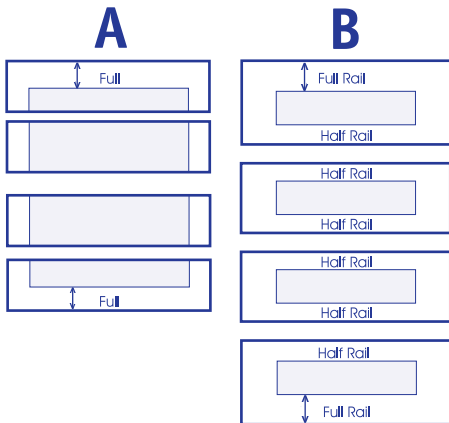
Line	Qty	Height (mm)	Width (mm)	Top of midrail (mm)	Midrail (mm)		Extra Kick Rail (mm)	NO EDGE			
					Single (60mm)	Double (120mm)		T	B	L	R
A											
B											
C											
D											
E											
F											
G											

BAR PANELS



Line	Qty	Height (mm)	Width (mm)	Extra Kick Rail optional	Number of Profiles	NO EDGE			
						T	B	L	R
A									
B									
C									
D									

DRAWER SYSTEM



Line	Type	Qty	Drawer Heights (mm)				Width (mm)	NO EDGE			
	A/B							T	B	L	R
A											
B											
C											
D											
E											
F											
G											
H											

PLEASE NOTE:
 Alterations & cancellations must be made within four hours of order placement.
 Changes after this time will incur full charge.

Customer Acceptance:
 Please type name above Yes go ahead